Illinois Health and Hospital Association

Illinois Congressional District 17
Eric Sorensen (D)

District Highlights

21 Hospitals in your district, including:

- **3** Critical Access Hospitals
- **6** Teaching Hospitals

Note: A single hospital may fall into more than one category.

3,126	121K	4.2M
Staffed Beds	Inpatient Admissions	Outpatient Visits

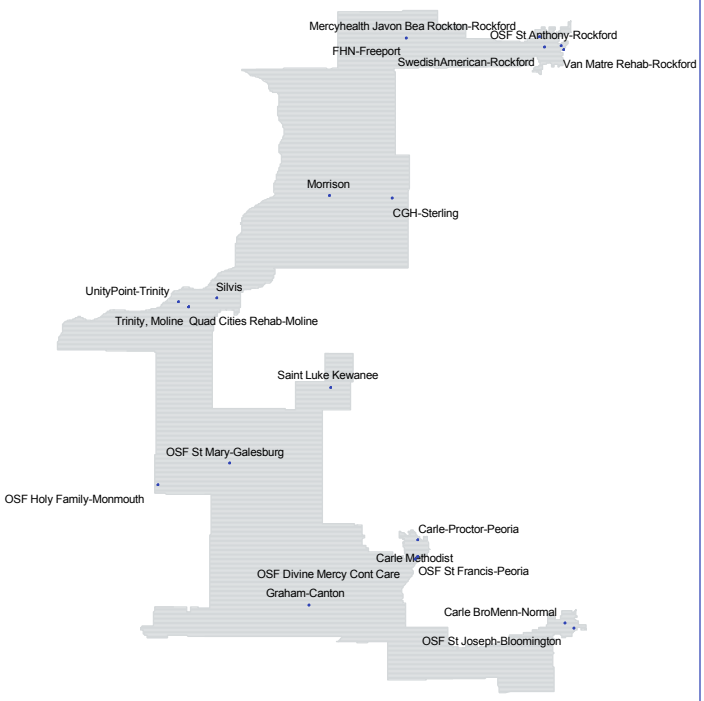

Residents in District 17 Race and Ethnicity*

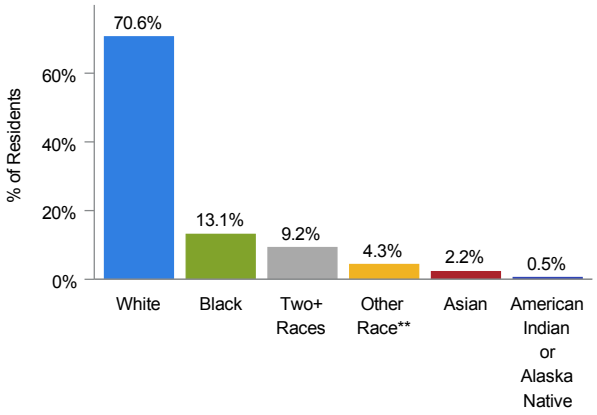

*11.8% of Residents Identify as Hispanic or Latino

**Includes Native Hawaiian and Other Pacific Islander

Hospitals' Economic Impact

These 21 hospitals provide:

$13.2B	52.6K
Total Economic Impact (Direct and Indirect)	Total Jobs Impact (Direct and Indirect)

Includes the impact of Mercyhealth Javon Bea Hospital Riverside in the 16th district

Medicare

% of Inpatient Admits in District

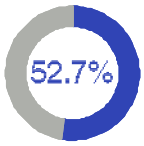

% of Outpatient Visits in District

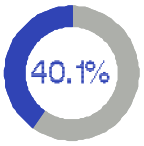

160,200

Medicare Beneficiaries in District

Medicaid

% of Inpatient Admits in District

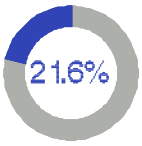

% of Outpatient Visits in District

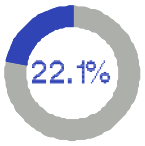

243,500

Medicaid Beneficiaries

Individuals in District 17 Covered by Medicaid

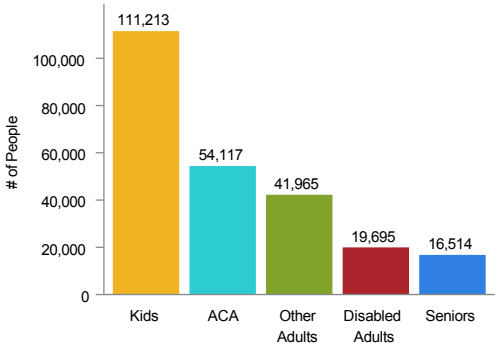

Illinois Health and Hospital Association

Illinois Congressional District 17

Eric Sorensen (D)

Hospital	System Affiliation	Special Designation*	Safety Net**	Teaching	Personnel	Staffed Beds	Inpatient Admissions	Outpatient Visits	Medicare		Medicaid	
									% of Total Inpatient Admissions	% of Total Outpatient Visits	% of Total Inpatient Admissions	% of Total Outpatient Visits
Carle BroMenn Medical Center, Normal	Carle Health	RRC, 340B		1	1,327	200	8,871	226,796	47.7	29.0	26.4	6.8
Carle Health Methodist Hospital, Peoria	Carle Health	RRC, 340B		1	2,770	345	12,600	595,950	43.0	48.7	29.7	16.7
Carle Health Proctor Hospital, Peoria	Carle Health				569	146	3,426	62,919	75.2	53.9	7.3	11.5
CGH Medical Center, Sterling		RRC			1,440	98	4,080	577,717	55.0	43.8	15.7	18.4
FHN Memorial Hospital, Freeport		RRC			493	94	3,230	94,235	65.4	48.3	16.3	20.2
Graham Hospital, Canton		SCH, 340B			1,090	86	2,828	115,106	53.3	35.2	20.5	23.9
Mercyhealth Javon Bea Hospital - Rockton Avenue Campus, Rockford	Mercy Health Corporation	340B		1	1,093	186	58	174,445	N/A	63.8	N/A	7.8
MercyOne Genesis Silvis Medical Center, Silvis	MercyOne Genesis	340B			444	73	2,343	160,883	53.1	60.6	23.0	18.9
Morrison Community Hospital, Morrison		CAH, 340B			297	25	193	36,131	79.8	33.9	2.1	17.2
OSF HealthCare Divine Mercy Continuing Care Hospital, Peoria	OSF HealthCare				244	47	799	0	54.9	N/A	19.6	N/A
OSF HealthCare Holy Family Medical Center, Monmouth	OSF HealthCare	CAH, 340B			360	23	464	75,797	86.9	44.6	4.7	22.0
OSF HealthCare Saint Anthony Medical Center, Rockford	OSF HealthCare	RRC		1	2,127	241	11,900	237,788	64.5	52.0	13.7	17.6
OSF HealthCare Saint Francis Medical Center, Peoria	OSF HealthCare	RRC, 340B		1	6,633	642	29,422	674,066	50.1	38.9	21.6	23.5
OSF HealthCare Saint Luke Medical Center, Kewanee	OSF HealthCare	CAH, 340B			350	25	382	96,270	78.3	39.4	8.6	27.0
OSF HealthCare St. Joseph Medical Center, Bloomington	OSF HealthCare				1,363	152	7,515	177,658	58.7	44.6	11.1	16.0
OSF HealthCare St. Mary Medical Center, Galesburg	OSF HealthCare	SCH, RRC, 340B			1,066	83	4,196	136,666	61.9	42.7	18.0	24.4
The Quad Cities Rehabilitation Institute, Moline	Encompass Health Corporation				136	30	833	0	58.1	N/A	8.3	N/A
UnityPoint Health - Trinity Moline, Moline	UnityPoint Health	RRC, 340B			N/A	28	831	N/A	4.9	38.7	38.6	19.8
UnityPoint Health - Trinity Rock Island, Rock Island	UnityPoint Health	RRC, 340B			1,811	209	9,745	459,302	55.3	19.4	22.9	43.2
UW Health SwedishAmerican Hospital, Rockford	UW Health Northern Illinois Region	RRC, 340B		1	2,634	328	15,921	271,040	42.3	38.1	31.0	24.2
Van Matre Encompass Health Rehabilitation Hospital, Rockford	Encompass Health Corporation				380	65	1,692	0	70.4	N/A	13.1	N/A
Total				**6**	**26,627**	**3,126**	**121,329**	**4,172,769**	**52.7**	**40.1**	**21.6**	**22.1**

Notes:

1. MercyOne Genesis Silvis Med Center was previously known as Genesis Medical Center Silvis.
2. Personnel data for Mercyhealth Javon Bea Hospital Rockton include data for Mercyhealth Javon Bea Hospital Riverside in the 16th district.
3. Personnel and OP Visit data for UnityPoint Health - Trinity Moline and Trinity Rock Island are combined.

*Special Designation:
CAH: Critcal Access Hospital
LVA: Low-volume Hospital
MDH: Medicare Dependent Hospital
RRC: Rural Referral Center
SCH: Sole Community Hospital
340B: Hospitals participating in the 340B Drug Pricing Program

**Safety Net hospitals include those meeting the federal statuory definition of safety net (general acute care hospitals with a Medicaid Inpatient Utilization rate (MIUR) of 50% or more OR MIUR of 40% and a charity percent of at least 4%) as well as specialty hospitals that meet the statute definition.

Sources: IDPH Annual Hospital Questionnaire, 2024; IHA Economic impact study, 2026; Centers for Medicare and Medicaid Services (CMS); IL Department of Healthcare and Family Services; AHA/Health Forum Annual Survey of Hospitals, 2024; US Census Bureau